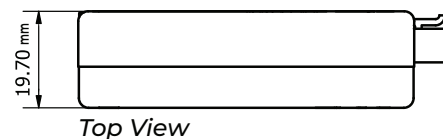
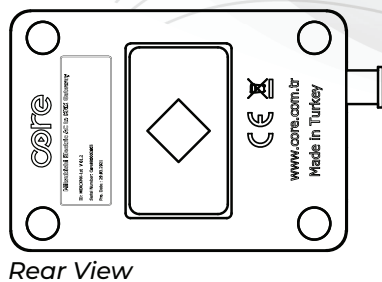
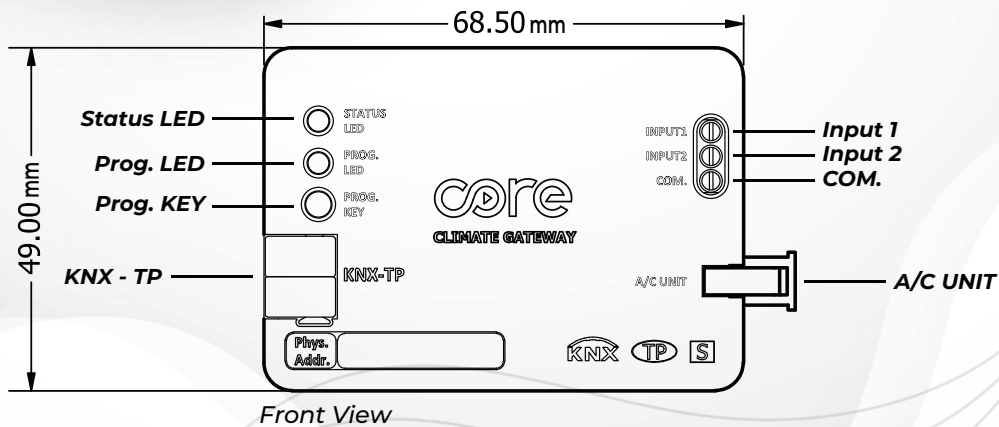




The Mitsubishi Heavy VRF KNX Gateway allows fully bi-directional communication between Mitsubishi Heavy VRF indoor units and KNX Systems.

Additionally, two binary inputs provide the possibility to integrate external devices, such as window contacts or presence detectors, that allows launching internal functions focused to improve energy efficiency.



Features

- Configured by ETS standard configuration tool.
- Offering wide range of KNX DPT objects to be compatible with most of the KNX thermostats in the market.
- Total control and monitoring of all functions of the AC unit from KNX including temperature, mode, fan speed, vane and wide vane
- Smooth integration of KNX thermostats allowing the control of the AC unit by the own temperature sensor of the thermostat.
- Reporting error logs to KNX systems
- Reduced dimensions allowing a quick installation inside the Air Conditioner unit.
- Fixing metal and magnet combination providing safe and proper installation
- Industrial grade connectors providing secure connection to AC unit and preventing failure of device or AC unit due to wrong terminal connections

Technical Specification

Concept	Description
Power Supply	EIB Power Supply(29V Typical)
Connector Type	TP1 Bus Connector
External Power Supply	Not Required
Power Consumption	10mA Max.
Operation Temperature	-10°C .. +70°C
Storage Temperature	-20°C .. +85°C
Operation Humidity	5 .. 95%
Storage Humidity	5 .. 95%
Complementary Mode	S-Mode, System-B
Operation Type	Continuous Operation
Degree of Protection	IP20
Colour	White
Dimensions	68.50mm X 49.00mm X 19.70mm
Programming Mode	PROG. KEY 1x Push Button PROG. LED Indicates Programming Mode (Red)
Certification	KNX Certified
Configuration	Configuration with ETS

INPUTS	DESCRIPTION
Number of Inputs	2 Digital Inputs
Inputs per Common	2
Operation Voltage	+3.3VDC @ Common
Operation Current	1mA @ 3.3VDC per Input
Switching Type	Dry Voltage Contacts between Input and Common
Connector Type	Screw Terminal Block
Maximum Cable Length	0.5-1mm2(IEC) / 26-16AWG(UL)
Indication	STATUS LED Indicates INPUT1 (Red) STATUS LED Indicates INPUT2 (Green)

INTERFACE SPECIFICATIONS	DESCRIPTION
Cable Length	1m approx.
Cable Specification	2x0.34mm(29AWG) with Screen for reduced interference
Connector at A/C Unit Side	2x0.34mm(29AWG) with Screen (Green and Yellow), non-polarized
Connection at A/C Unit Side	X,Y Terminal

Connection To Equipment

