

IQ8Control M Fire Alarm Panel

- Latest processor technology
- Permissible wire length for esserbus up to 3,500 m
- Graphically supported powerful programming tool
- Innovative alarm signalling through the new alarm generation IQ8Quad
- Supports IQ8Wireless RF technology
- Modular device structure
- Networking of up to 31 panels via essernet (500 kB)
- Up to 7 esserbus loops
- Up to 6 esserbus-PLus loops
- EN-54 approval for up to 512 detectors



The fire alarm computer for medium-sized to large premises: flexible, multifunctional and future-proof

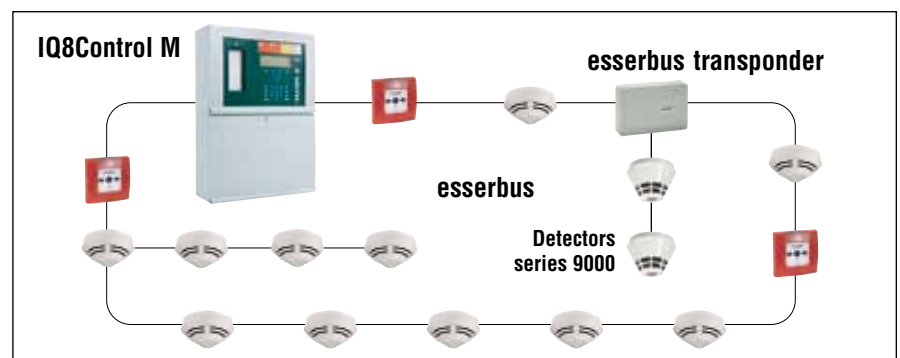
The modular IQ8Control M fire alarm computer uses proven technology and fulfils the highest security requirements for the comprehensive protection of premises. Thus, it is just as suitable for use in medium-sized premises with complex security requirements as it is for premises, which are spread over a wide area and are networked.

The IQ8Control M is ideally suited to medium-sized premises with complex security requirements and for premises that cover a wide area and/or are networked. The IQ8Control M is completely compatible with the fire alarm system 8000 control panels. The modular design allows flexible and user-friendly integration of several individual modules, which together form one unit. The system extension with one or more additional modules

can be adapted to advanced requirements very easily. This not only simplifies individual planning today, but also, as a result of the FAP's extendibility options, ensures future-proof solutions. If necessary, the control panel software can simply be replaced by an upgrade version via a service PC.

Professional loop technology: multi-functional, extendible and economic

The esserbus is a short and open circuit resilient loop, offering highest operational reliability as well as cost saving installation options on account of reduced wiring through combined loop and spur topologies. All single-criterion and multi-criteria detectors can be connected via the esserbus - this includes everything from series 9000 standard fire detectors to series 9200 and IQ8Quad intelligent fire detectors.



IQ8Control M Fire Alarm Panel

Flexibility and reliability within the loop structure

The esserbus allows a combined loop and spur structure with a maximum length of 3.5 km. Up to 127 bus devices can be divided in up to 127 detector zones, which guarantees a high degree of planning and application flexibility. Each IQ8Quad detector is supplied with isolators, while other bus devices can be provided with them optionally.

Thus, each bus device remains operational in the case of a wire break or short-circuits. Only the corresponding part of the loop located between the affected bus devices is automatically isolated.

IQ8Control M allows implementation of a maximum of 7 esserbus loops or 6 powered loops. The esserbus transponders are bus devices with freely programmable inputs and outputs for controlling and monitoring external devices or for connecting special detectors.

Sensors integrated in single detectors within the esserbus system are subject to manual or time-related activation /deactivation. The esserbus is suitable for transmitting alarm, fault and maintenance signals. In addition,

the location of each detector within the bus system can be allocated with an appropriate text display.

Logged security

Each event is logged to the second by the IQ8Control M fire alarm computer. A maximum of 10,000 events can be verified at any time and can be read out via an optional printer connection within the control panel or via the tools 8000 programming software.

essernet

Within the essernet system up to 31 devices such as control panels, indicating and operating panels, gateways as well as electronic emergency plans can be networked irrespective of hierarchical levels. Events and reports are available for all devices when connected to the essernet.

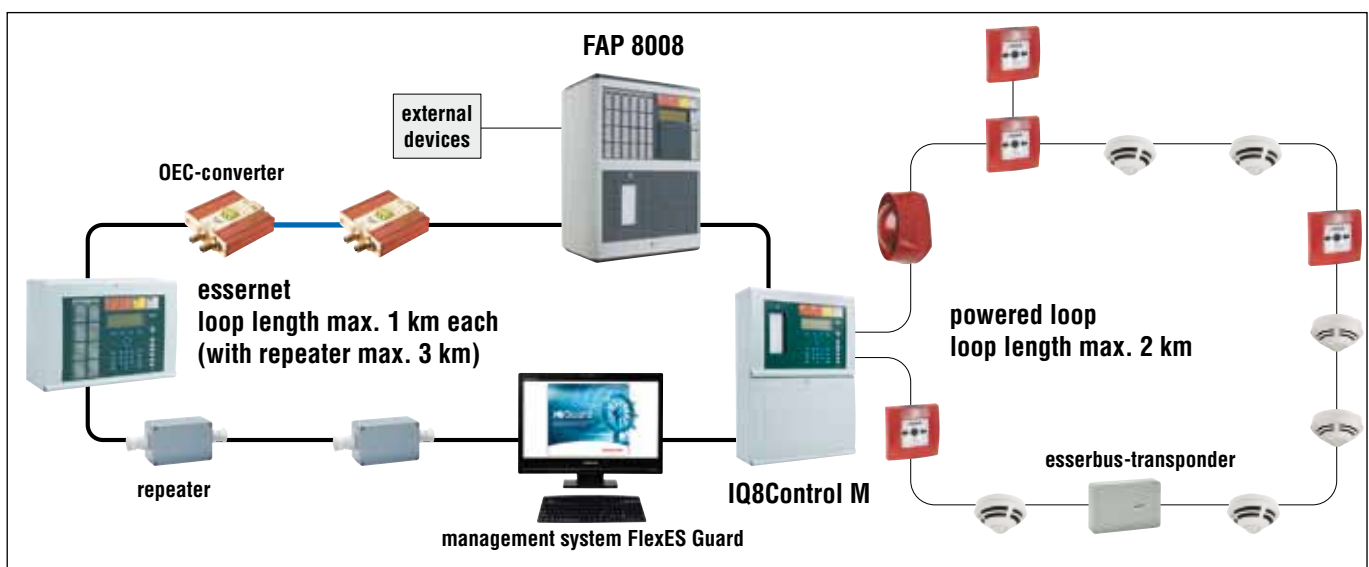
Easy installation and operation

The tools 8000 service and programming software package guarantees fast commissioning. The settings are programmed directly at the control panel via a service PC. Only essential information is displayed, which considerably facilitates system operations. When connected to the essernet, decentralised operation is also possible. Optionally, alarm and status information can be

displayed via single zone indicators at the control panel, via decentralised graphic layout panels or plain text displays. It can also be printed out using remote printers or the printer integrated in the control panel.



Example of a tools 8000 screen



System configuration example

Innovative alarm signalling and evacuation

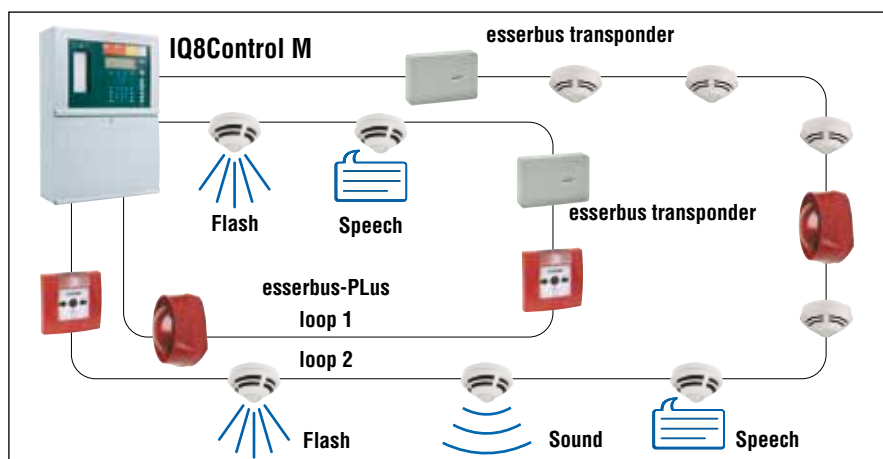
The bus supplied alarm signalling devices together with the IQ8Control fire alarm computer ensure innovative integration of optical and acoustic signalling devices, which are installed via the powered loop network. Thus, the IQ8Control M fire alarm computer and the IQ8Quad fire detectors provide an economic solution by means of minimised installation expenses.

All addressable alarm signalling devices comply with EN 54-3. They support alarm tones in compliance with DIN 33404-3 and another 18 international alarm tones with a standard sound level of up to 96 dB (A).

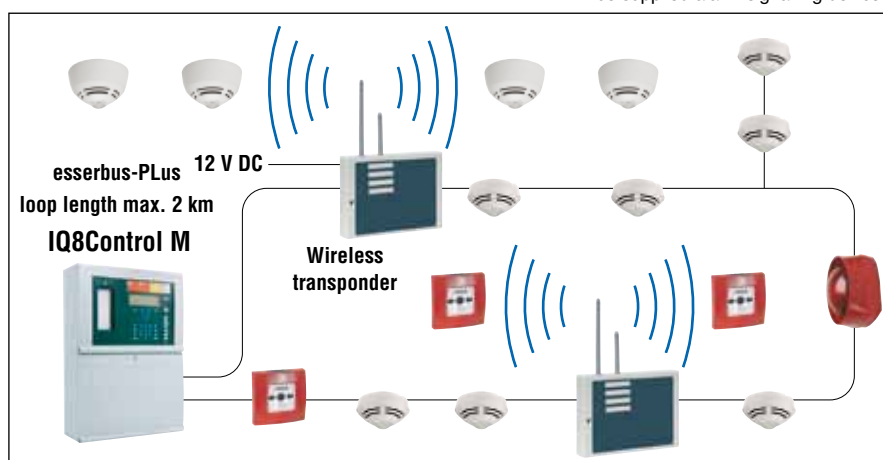
Trouble-free radio technology integration

When connecting radio communication devices to the IQ8Control M fire alarm computer, all devices remain individually addressable as usual and the whole functional range is maintained while each radio communication device is allocated only one address. For planning purposes and commissioning, the tools 8000 programming software package is implemented.

This software can also be used to measure the respective field strength. Automatically generated frequency modifications secure trouble-free operation and communication between the radio communication devices. In terms of system expansion, the radio communication devices serve as an ideal solution for maintaining unrestricted functionality of all previous installations whilst extending the functional range.



Bus supplied alarm signalling devices



IQWireless devices

The key features of the IQ8Quad detector with integrated alarm signalling:

- an external power supply unit for the signalling devices is not required
- flasher, sounder and speech alarm device can be individually controlled
- each device - even with the whole functional range - only has one of the 127 addresses on the esserbus allocated to it
- alarm signalling devices are automatically synchronised

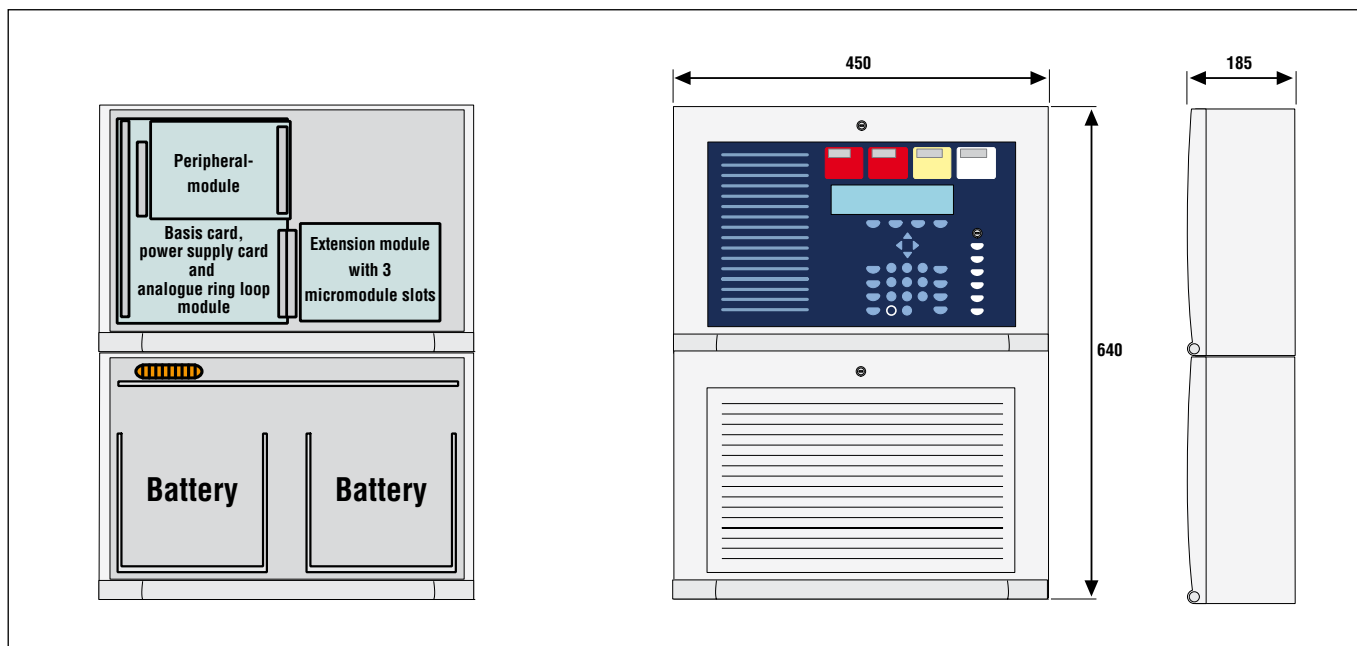
A variety of operating panel fronts: optimum solution for providers and fire services

The wide range of operating panel fronts means that the right solution is always available whatever the requirements of the providers and fire services,



Examples of operating panel fronts

thus perfectly bridging the gap between man and technology. The operating panel fronts of the fire alarm panel are available in various languages. The text is displayed in the respective language on the standard display and on the 1/4-VGA graphics display.



Arrangement of the devices and Dimensions

Technical data

Rated voltage	230 V AC
Nominal frequency	50 ... 60 Hz
Rated current	0.7 A
Rated voltage	12 V DC
Quiescent current	300 mA w/o operating unit
Operating current for external load	2 A
Battery capacity	2 x 12 V / 24 Ah
Ambient temperature	-5 °C ... +45 °C
Storage temperature	-10 °C ... +50 °C
Class of protection	I as per DIN EN 60950-1
Type of protection	IP 30
Housing	ABS, 10 % glass fibre reinforced, V-0
Colour	gray, similar to Pantone 538
Weight (w/o battery)	11.5 kg
Dimensions (W x H x D)	450 x 640 x 185 mm
Approval	VdS approval G 205129

Order Information

	Part No.
IQ8Control M basic version	808004
Package 1, IQ8Control M with 4 mikromodule slots	808214
Package 2, IQ8Control M with 4 micromodule slots and 64 single zone indicators	808215
Package 3, IQ8Control M with 4 micromodule slots and built-in printer	808216
Peripheral module with 1 additional micromodule slot	772477
Extension module with 1 additional micromodule slot	772478
Peripheral module	772479
tools 8000 programming software	789860.10

For further order data please refer to our „Fire Alarm Technology“ product line catalogue.